

ROKA

Select

Select

Select

Select

Select

MORE THAN A DOOR.

ROKA

Select

Select

Select

Select

Select

MORE THAN A DOOR.

In response to the growing expectations of customers who value excellent thermal insulation, security and timeless design, we have created the ROKA Select Doors collection. This is the ideal solution for those who are looking for solid, yet aesthetically pleasing exterior doors of reliable quality.

In order to provide our customers with an elegant design and stylish appearance of the entrance area, we have carefully selected 22 door models. Each has a unique design that blends perfectly with a variety of architectural styles. Our doors are perfect for single-family homes, combining aesthetics with functionality.

In fact, thinking in terms of visionary building means thinking responsibly about the future and being aware of the limits of our resources. We are convinced that the construction of the future cannot function without sustainable material cycles.

We reaffirm our commitment to sustainability with Hydro CIRCAL aluminum system solutions, which are among the most environmentally friendly aluminum alloys in our industry. Hydro CIRCAL is a range of high quality aluminum alloys made from nearly 80% post-consumer recycled aluminum. This includes old materials such as facades

Quality is our priority, which is why all doors in the Select collection are made from the renowned Wicona profiles. We use high quality materials and hardware, mainly from recognized German manufacturers, which guarantees durability and safety. In addition, our collection offers a wide range of personalization options, allowing you to perfectly match the door to your individual needs and the style of your home.

Discover the ROKA Select Doors collection and give your entrance a unique character that combines elegance with reliability.

and windows that have been removed from buildings and fully recycled. The process of melting down aluminum for reuse uses only 5% of the energy required to produce virgin aluminium. The higher the recycling rate, the better for our cities and the environment.

By using renewable energy and modern technology, Hydro can produce cleaner aluminum than ever before. The production process is fully transparent and our products are certified by independent third parties (DNVGL). This certified production process is a real revolution in construction.

The RC2 security rating defines the door's level of resistance to burglary, particularly to basic methods of attack, according to DIN 1627. An optional security package further enhances your protection with P4A glass, reinforced hinge-side security features and certified burglar-resistant cylinders. These advanced solutions effectively increase the level of security by protecting the door from unauthorized access and removal attempts.



PREMIUM QUALITY

Choose the superior quality that comes from precision workmanship and the use of materials from manufacturers that guarantee durability and exceptional aesthetics.

PERSONALIZATION

Customize your door with a choice of three types of exclusive exterior finishes to give it a unique character and personality.

THE INSIDE MATTERS

Personalize the inside of your door to harmonize with your interior design for a cohesive and elegant look.

SMART ACCESSORIES

Enhance your door with smart accessories like solid locks and advanced access systems for added convenience and security.

MORE YOURS

Customize your door by choosing from three sets designed to meet a variety of aesthetic and stylistic needs.



PROFILE SYSTEM EXCLUSIVE 75 MM

Why did we choose WICONA profiles? With over 30 years of experience in the industry, our choice of partner had to be carefully considered. We are proud to have been working with WICONA since 2010, creating unique, technologically advanced solutions together. With a 70-year tradition, the company embodies the best of German engineering: in-

novation, unparalleled quality and the ability to meet the highest industry standards. Using the latest technologies, their products are a true symbiosis of aesthetics and functionality, perfectly meeting the demands of modern design and technical challenges.





PROFILE SYSTEM EXCLUSIVE 75 MM

Flush sash on the inside and outside

Aesthetic design

Thermal break in the frame and sash profile

SEALING LEVELS

Ensures high tightness with advanced multi-point sealing system. Pressure seals with molded corners provide longer life.



THRESHOLD

Aluminum, thermally insulated

High performance in rain, wind and effective soundproofing

ROBUST CORNER PROFILES

Patented corner bracket technology with additional adhesive distribution on both sides

Provides a durable and stable corner connection



Sash flush on both sides

75 mm profile

3 mm thick outer sheet



MASKING ADAPTERS

Specially designed masking adapters for screws and mounting components for an aesthetically pleasing appearance and perfect finish.



Select Collection highlights

10 — 15

CUSTOMIZABLE STYLE

PERSONALIZE YOUR DOOR

Choose from three packages to find the one that best suits your needs.

	1/3 — STANDARD PACKAGE	2/3 — PLUS PACKAGE	3/3 — BLACK DESIGN PACKAGE
22 selected door models	√	√	√
20 door finishes (powder coated, veneers, ceramics)	√	√	√
Profile system ROKA Exclusive	√	√	√
Flush panel on both sides	√	√	√
600 mm - 1600 mm stainless steel round door pull with straight fixing feet	√	√	Stainless steel door pull ES 130, 600 -1600 mm (optional); black color, microstructure finish
Stainless steel internal handle on oval rosette	Inner handle on long plate with return spring, RAL 9016 white or EV1 silver	√	Inner handle on oval backplate with return spring and oval rosette; black color, microstructure finish
Round rosette, recessed (external) stainless steel	√	√	Round lock cylinder rosette flush outside; black color, microstructure finish
Triple glazing - Ug=0.5 W/m2K (black edge spacer), Transparent or satinized glass of your choice	√	√	√
Roller hinges in RAL 9016 white or EV1 silver color	√	3-piece roller door hinge, in RAL 9016 EV1 color silver	3-piece roller door hinge; black color, microstructure finish
Three-point automatic lock	√	√	√
Lock cylinder with 5 keys included	√	√	√
Standard door dimensions — up to 1150 x 2250mm	√	√	√






The Select collection of doors is a unique combination of master craftsmanship and individual expression, signed by the ROKA brand. Designed with the discerning customer in mind, they offer the ability to personalize every detail - from color, handle and hinges to lock and finish. Be inspired by our Select

collection of models with timeless designs that combine versatility with current architectural trends. The Select collection is a harmony of functionality and aesthetics, where every detail contributes to your entrance.



COLLECTION OVERVIEW





FINISHES

Powder coatings - exterior and interior

Matte or microstructure



Microstructure




Ceramics - exterior

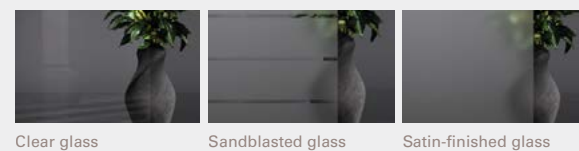
NEW



Veneer - exterior*



Glass



*Suitable for protected outdoor areas (front doors)

DIFFERENT FACES OF WOOD

COUNTRY OAK



HARMONY OAK



APPLICATION



DARK OAK



ELEGANT OLD OAK



Specially shaped elements enhance the aesthetics of the finish and effectively protect the edges of the veneer.

Wood has always symbolized natural beauty and strength, and its unique structure and grain make each door a unique and timeless decoration of the entrance area. By choosing veneer, you are investing in a material that captures the true character of nature, highlighting the beauty of the knots and making each door attractive and stylish.

Due to natural characteristics, the colors in our catalog are for reference only. Actual color and appearance of the same surface may vary depending on factors such as wood species, grain pattern and natural aging. These differences are not defects, but add to the authenticity and charm of real wood.

OSSIDO NERO



OSSIDO BRUNO



APPLICATION



OXIDE NERO



PIETRA DI SAVOIA GRIGA



Dedicated black applications provide a perfect aesthetic finish and enhance surface protection.

We present new ceramic surfaces that combine aesthetics, durability and functionality. Perfect for modern and classic interiors. Ceramic surfaces harmoniously combine elegance, exceptional durability and functionality. They are ideal for both modern and classic architectural designs. Inspired by the natural beauty of stone, they offer

superior quality and original design that adds prestige to any entrance.

Select Collection Models

18 — 35



SELECT 9

Door Pull ES 40.1600 Stainless steel
Surface Khaki microstructure
Grooves 5 mm
Heat transfer coefficient (Ud) = 0,88 W/m2K



SELECT 10

Door Pull S 40.1600 Stainless steel
Surface Terracota microstructure
Heat transfer coefficient (Ud) = 0,72 W/m2K



SELECT 1

Door Pull ES 40.1600 Stainless steel

Glass VSG (exterior) · Sandblasted glass with transparent stripes (center) · Float (interior)

Surface RAL 9005 matte or microstructure

Heat transfer coefficient (Ud) 0,84 W/m²K







SELECT 2

Door Pull ES 40.1600 Stainless steel

Glass VSG (exterior) · satinato glass (center) · float (interior)

Surface RAL 9016 matte or microstructure

Heat transfer coefficient (Ud) 0,90 W/m²K



SELECT 3

Door Pull ES 40.1600 Stainless steel
 Glass VSG (exterior) · satinato glass (center) · float (interior)
 Surface RAL 9007 matte or microstructure
 Heat transfer coefficient (Ud) 0,80 W/m²K



SELECT 4

Door Pull ES 40.1600 Stainless steel
 Glass VSG (exterior) · Sandblasted glass with transparent stripes (center) · Float (interior)
 Surface Earth microstructure
 Heat transfer coefficient (Ud) 0,80 W/m²K



SELECT 5

Door Pull ES 40.1600 Stainless steel
 Glass VSG (exterior) · Sandblasted glass with transparent stripes (center) · Float (interior)
 Surface RAL 7016 matte or microstructure
 Application flush-mounted outside
 Heat transfer coefficient (Ud) 0,84 W/m2K



SELECT 6

Door Pull ES 40.1600 Stainless steel
 Glass VSG (exterior) · Sandblasted glass with transparent stripes (center) · Float (interior)
 Surface Marrone microstructure
 Application Alunox application 15 mm flush on the outside
 Heat transfer coefficient (Ud) 0,82 W/m2K



SELECT 7

Door Pull ES 40.1600 Stainless steel
 Glass VSG (exterior) · satinato glass (center) · float (interior)
 Surface RAL 9007 matte or microstructure
 Heat transfer coefficient (Ud) 0,84 W/m²K



SELECT 8

Door Pull ES 40.1600 Stainless steel
 Glass VSG (exterior) · satinato glass (center) · float (interior)
 Surface RAL 7015 matte or microstructure
 Application flush-mounted outside
 Heat transfer coefficient (Ud) 0,79 W/m²K



SELECT 11

Door Pull ES 600.1600 recessed door pull in sash color
Glass VSG (exterior) · satinato glass (center) · float (interior)
Surface RAL 9007 matte or microstructure
Heat transfer coefficient (Ud) 0,89 W/m2K



SELECT 12

Door Pull ES 600.1600 recessed door pull in sash color
Surface RAL 9016 matte or microstructure
Heat transfer coefficient (Ud) 0,78 W/m2K



SELECT 17

Door Pull ES 130.1600 | RAL 9005 black microstructure
 Glass VSG (exterior) · satinato glass (center) · float (interior)
 Surface RAL 7021 matte or microstructure
 Application RAL 9005
 Heat transfer coefficient (Ud) 0,84 W/m²K



SELECT 18

Door Pull ES 40.1600 Stainless steel
 Glass VSG (exterior) · satinato glass (center) · float (interior)
 Surface Earth microstructure
 Application Alunox application 5 mm flush on the outside recessed
 Heat transfer coefficient (Ud) 0,86 W/m²K







SELECT 13

Door Pull ES 130.1600 | RAL 9005 black microstructure
Surface Veneer - Country Oak
Application 8 mm RAL 9005 Black U-shape
recessed outside
Heat transfer coefficient (Ud) 0,88 W/m2K




SELECT 14

Door Pull ES 130.1600 | RAL 9005 black microstructure
Glass VSG (exterior) · satinato glass (center) · float (interior)
Surface Veneer - Country Oak
Black Surrounding frame around glass
Heat transfer coefficient (Ud) 0,82 W/m2K




SELECT 15

Door Pull ES 130.1600 | RAL 9005 black microstructure
 Surface Veneer - Dark Oak
 Heat transfer coefficient (Ud) 0,72 W/m2K



SELECT 16

Door Pull ES 130.1600 | RAL 9005 black microstructure
 Glass VSG (exterior) · satinato glass (center) · float (interior)
 Surface Veneer - Elegant Old Oak
 Application RAL 9005
 Heat transfer coefficient (Ud) 0,82 W/m2K








SELECT 19

Door Pull ES 600.1600 recessed door pull in sash color
Surface Ceramics - Ossido Nero
Heat transfer coefficient (Ud) 0,88 W/m2K



SELECT 20

Door Pull ES 130.1600 | RAL 9005 black microstructure
Glass VSG (exterior) · satinato glass (center) · float (interior)
Surface Ceramics - Ossido Bruno
Black Surrounding frame around glass
Heat transfer coefficient (Ud) 0,82 W/m2K



SELECT 21

Door Pull ES 130.1600 | RAL 9005 black microstructure
 Surface Ceramics - Oxide Nero
 Application 8 mm RAL 9005 Black U-shape
 recessed outside
 Heat transfer coefficient (Ud) 0,72 W/m2K



SELECT 22

Door Pull ES 130.1600 | RAL 9005 black microstructure
 Surface Ceramics - Pietra Di Savoia Griga Bocciardato
 Application 8 mm RAL 9005 Black U-shape
 recessed outside
 Heat transfer coefficient (Ud) 0,82 W/m2K

MAIN EQUIPMENT

Details often play a key role in the overall composition of the door, becoming the protagonist that attracts attention and emphasizes the character of both the occupants and the architecture. Thanks to a carefully Selected range of door pulls, handles, rosettes and hinges, each element of the door can be refined in terms of elegance, functionality and ergonomics, which translates into comfort in daily use.

BLACK DESIGN PACKAGE



ES 40 - DOOR PULL STAINLESS STEEL

Długość:
600, 800, 1000, 1200, 1400, 1600 mm

Średnica: ø30 mm



ES 130 - STAINLESS STEEL DOOR PULL

Lengths:
600, 800, 1000, 1200, 1400, 1600 mm

Section: 30x20 mm



ES 600 - ALUMINIUM DOOR PULL

Length depends on sash dimensions.



ES 2640 - HANDLE

Inner handle on long plate with return spring, RAL 9016 white or EV1 silver



ES 2680 - HANDLE

Inner handle on oval rosette with return spring, stainless steel



ES 2602 - ROSETTE

Round rosette, recessed (external) stainless steel



ES 1100 - LOCK

3-point automatic lock ES 1100



ES 2210 - CYLINDER

Standard cylinder insert with security function, 5 keys



ES 2400-1 - HINGE

Overlay hinge, 2-piece, white or EV1 silver



ES 2400 - HINGE

Roller hinge for (3-piece) RAL 9016 white or EV1 silver

BLACK DESIGN PACKAGE



ES 2602 - BLACK ROSETTE

Round rosette, recessed (external) stainless steel



ES 2680 - HANDLE

Inner handle on oval rosette with return spring, stainless steel



ES 2400 - HINGE

Roller hinge (3-piece) RAL 9005

ACCESS CONTROL SYSTEMS

SET 1



EKEY DLINE FINGERPRINT READER

The ekey dLine reader is synonymous with convenience and security. It allows easy access management via smartphone or tablet, as well as integration with smart home systems.

SET 2



BIOKEY®

The BioKey® fingerprint reader provides secure and convenient door opening and supports up to 150 users without an Internet connection. VdS certification and 20 years of security experience ensure the highest level of protection.

SET 3



BIOKEY® RFID TRANSPONDER

The BioKey® RFID Transponder is a contactless door opening solution. It allows up to 150 access cards to be programmed for flexible access management.

SET 3



BIOKEY® RFID TRANSPONDER

The BioKey® RFID Transponder is a contactless door opening solution. It allows up to 150 access cards to be programmed for flexible access management.

ZAMKI



ES 1200 T 3-POINT AUTOMATIC LOCK*

Three-point automatic lock with central, top and bottom latchbolts (mechanical locking and motorized unlocking).

COMPATIBLE WITH ACCESS
CONTROL SYSTEMS
1 | 2 | 3 | 4



ES 1760 5-POINT LOCK*

Automatic 5-point lock, GU-SECURY ADR, stainless steel.

COMPATIBLE WITH ACCESS
CONTROL SYSTEMS
1 | 2 | 3 | 4



ES 1772 5-POINT LOCK*

M-TS Fully motorized, operated by finger scan, code keypad or smartphone, very quiet and fast (opens in 0.3 sec.).

COMPATIBLE WITH ACCESS
CONTROL SYSTEMS
1

ADDITIONAL ACCESS CONTROL AND SECURITY SYSTEMS



ES 1000 3-POINT LOCK

With two bolts and a master lock



ES 1750 5-POINT LOCK

Automatic, consisting of a set of bolts and locking hooks



ES 2100 ELECTRIC DOOR STRIKE

With daylight function



ES 2200_1 Livius cylinder

Lock cylinder with security card and 5 keys included



ES 2211 LOCK CYLINDER

Standard, with knob and 5 keys included

OPTIONAL EQUIPMENT



ES 2450 CONCEALED DOOR HINGES (3 PIECES)

They combine the highest standards of design with robust construction. The opening angle of the hinge is 90 degrees.

**NOTE - Cannot be with RC 2*



ES 2300 ARM DOOR CLOSER

With guide and locking mechanism, in white or EV1, slows down the violent opening of the door and closes it, increasing comfort and security



ES 2320 CONCEALED DOOR CLOSER

With guide and locking mechanism, it is functional and slows down the abrupt opening of the door and closes it, invisible solution



ES 4035 DIGITAL DOOR VIEWER

3.5-inch LCD screen, fully flush with the door surface, overlay in the color of the sash



PURENITE THRESHOLD

Features high insulation properties and stability. Various heights are available.

When you choose a door from the Select collection, you not only get excellent quality and elegant design, but also dedicated solutions that combine functionality with security. You can customize accessories to suit your individual needs, choosing modern add-ons that will give you peace of mind and the highest level of protection.

SIDELIGHT

- Colors - powder coatings
- Triple glazing - $U_g = 0,5 \text{ W/m}^2\text{K}$ (black edge spacer)
- Laminated safety glass (VSG 6 mm), exterior
- Transparent, sandblasted or satin-finished glass, center
- RC2/P4 glazing (optional)
- Height up to 2250 mm
- Concealed drainage system in sidelight



NOTE: There may be slight differences between the door sash and the sidelight in the position of the milling or Alunox application. These differences are technically justified and should be accepted.

Concealed drainage system in sidelight

ROKA

Headquarter & Showroom
ul. ks. Józefa Londzina 31,
43-382 Bielsko-Biała, Poland

CONTACT
rokadoors.com

Copyright © 2025 ROKA

ROKA, in order to improve the technical and qualitative characteristics of its products, reserves the right to make any changes necessary for the functional and qualitative improvement of the production without prior notice. For any technical or dimensional details, please refer to the company's price list and any updates. Please note that the colors and materials shown in the images are indicative only. ROKA disclaims any responsibility for printing inaccuracies and/or errors related to product characteristics.

Art direction and graphic design
Studio Nuvole
ROKA Marketing & Design Department

Copy
ROKA Marketing Department

Made and printed in Poland

Version 01

